

THE ART OF BALANCE
YEAR IN REVIEW 2023



CITIZENS

FINANCIAL SERVICES

INCORPORATED

TABLE OF CONTENTS

Year in Review 2023

Letter from the CEO and President	1-8
We put the Unity in Community	9
Highlights.....	10-11
Our Story in Numbers.....	12
Employee Recognition Awards.....	13

Selected Financial Data

Common Stock.....	14
Stock Performance.....	14
Merger and Acquisition.....	14
Trust and Investment Services Funds Under Management	15
Brokerage Assets Under Management.....	15
Consolidated Balance Sheet	16
Five Year Summary of Operations.....	17
Consolidated Quarterly Data	18
Reconciliation of GAAP and Non-GAAP Financial Measures.....	19
Company and Shareholder Information.....	20-24



A letter from Vice Chair, CEO and President Randall E. Black

For the past 20 years, I've been fortunate to have the honor of writing this annual letter to you, our Shareholders, sharing the many accomplishments your Company, Citizens Financial Services, Inc. (CZFS) has achieved. Quite honestly, there has never been a year that I wasn't moved by what our Team has been able to accomplish. They have always been fierce in their support of this Company and we, along with our customers and communities, are better for it.

We believe there is still a tremendous appetite for the trust and personal service delivered by a community bank. According to *Banking Strategist*, community banks represent nearly 97 percent of all banks operating in the United States. But remaining a strong community bank, one that controls its destiny, requires a whole new play book compared to a decade ago. New non-bank and FinTech online competitors have changed the landscape for community banks. Investing in technology to remain relevant with consumers who prefer digital banking options, while hiring, training, and retaining a team for those who prefer traditional banking channels is a challenge. To prosper, community banks must leverage their strengths to take advantage of new opportunities to stimulate growth and improve cash flow, diversify their product line and geographic footprint to reduce risk, and improve economies of scale.



I'm eager once again to show you how your Company has managed profitable and responsible growth in 2023, while focused on future growth, and while navigating the challenges of a turbulent economy, nation-wide staffing struggles, cybercrime, increased regulatory requirements, changing customer preferences, and the tremendous pace of new digital opportunities.

One of our largest strategic growth initiatives in 2023 was the acquisition and conversion of Huntingdon Valley Bank ("HVB") and its holding company HV Bancorp, Inc. (NASDAQ: HVBC) ("HVBC"). In October of 2022, we announced our intent to acquire HVB that operated 5 retail branches, as well as highly successful Mortgage and Commercial Lending divisions in Bucks, Montgomery and Philadelphia Counties, Pennsylvania; New Castle County, Delaware; and Burlington County, New Jersey. I'm pleased to announce that the acquisition and conversion of their branches, products, teams and customers was successfully completed on June 16th, 2023. We welcome our new Team members to the FCCB family. I'd like to thank the FCCB and HVB conversion teams for all of their hard work, long hours and commitment to making this transition possible.

“

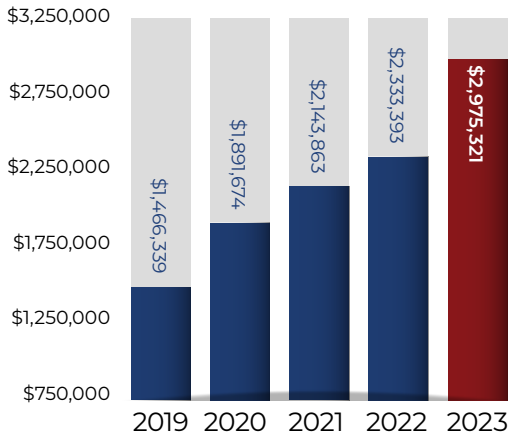
Teamwork is the ability to work together toward a common vision – the ability to direct individual accomplishments toward organizational objectives. It is the fuel that allows common people to attain uncommon results.

– Andrew Carnegie

”

Total Assets

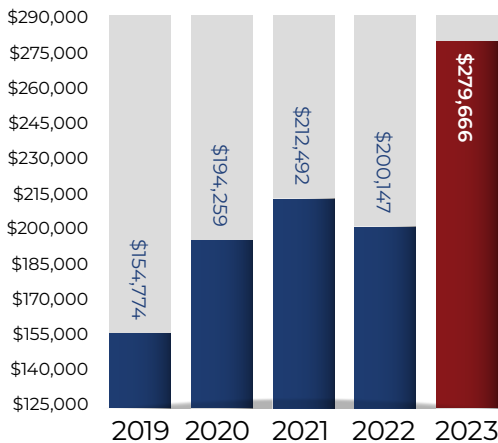
(DOLLARS IN THOUSANDS)



Employee retention is always a concern during any acquisition. And although we experienced some turnover in a few areas, we were able to retain key individuals after the conversion and have since recruited prominent players in the C&I (Commercial and Industrial) lending field who are ingrained in the market and already making a difference. We will continue to foster strong partnerships between the branches and all those who support their markets in any way. This collaborative approach is a foundational component to our culture.

Stockholders' Equity

(DOLLARS IN THOUSANDS)

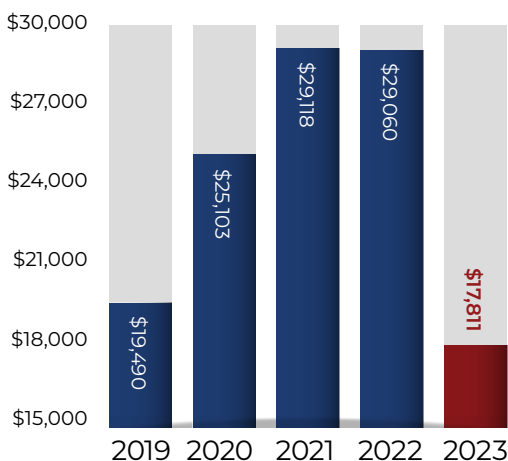


The acquisition of HVB presents many opportunities for FCCB, including the entrance to yet another growth market that is rich in deposits, and the ability to expand relationships with their existing customers. It also allows us to further leverage our geographic and lending diversity, including Commercial Real Estate, C&I, and Agricultural lending. And the sophistication of their extensive Mortgage Banking Division will complement our existing team and processes, positively impacting profitability and customer service bank-wide.

We have a history of being an experienced, disciplined and prudent acquirer. We have proven successful in the Delaware market since our acquisition of the MidCoast Bank in 2020, and in South Central Pennsylvania since our acquisition of The First National Bank of Fredericksburg in 2015. The financial and human resource costs associated with building our franchise in these new markets has paid off, and we expect, over time, to say the same about the HVB acquisition. We are confident in our ability to effectively integrate HVB and operate a successful community bank in the markets they serve and beyond.

Net Income

(DOLLARS IN THOUSANDS)



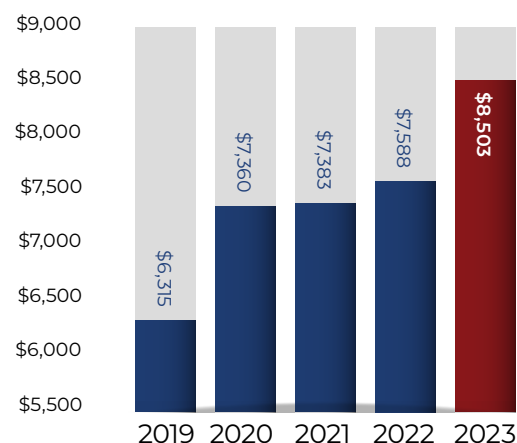
We've also experienced market expansion by deploying business development teams into a new market and subsequently opening a de novo branch to support their success. On December 4th, we opened the doors to our first Lycoming County, Pennsylvania branch in a busy business district of Williamsport. We already had business development and consumer mortgage origination teams servicing the area from our other central PA branches. Their success told us it was time to put down roots. The new full-service branch, located on East 3rd Street, is a strategic component of our Central PA market expansion efforts joining our existing offices in State College, Mill Hall and our loan production office in Winfield.

Citizens Financial Services, Inc. has transformed our Company in a short period of time.

- » Listed on Nasdaq in June 2022 to improve liquidity for our shareholders and position us to be included in a major index in 2023
- » Successfully purchased and converted the Huntingdon Valley Bank (HVB) in June 2023 increasing our branch network to 38, our asset size to approximately \$3.0 billion, and providing access to yet another growth market for our Company
- » Added to the Russell 3000 in June 2023 to further improve liquidity for our shareholders

Cash Dividends Paid

(DOLLARS IN THOUSANDS)



Being fully listed to improve liquidity means CZFS stock will be impacted more often by things that are out of the control of our Bank, as we experienced first-hand last year. Historical rapid rate hikes, three bank failures and a broad perception of a pending recession triggered a decline in bank stocks. Becoming fully listed during a financial storm makes our stock price subject to the market’s interpretation of the larger issues affecting the industry, regardless of the extent to which they affect Citizens.

Timing conflicts between Russell 3000 Index inclusion and the HVB M&A deal approval impacted stock performance. CZFS stock sharply increased between the signing and closing of the HVB transaction, which coincided with the period in which index funds and investors purchase anticipated new Russell 3000 Index additions.

Date	Event	Stock Price
10/19/22	HVBC DEAL ANNOUNCED	\$65.35
02/15/23	SHAREHOLDERS VOTE TO APPROVE DEAL	\$86.14
04/28/23	RUSSELL 3000 RANK DAY	\$85.73
06/13/23	HVBC SHAREHOLDER CONSIDERATION ELECTIONS	\$85.30
06/16/23	HVBC DEAL CLOSES	\$86.67
06/23/23	RUSSELL 3000 RECONSTITUTION	\$84.15
06/30/23	END Q2	\$74.47
09/30/23	END Q3	\$47.92
12/31/23	END Q4	\$64.72



Closing of the HVB deal and index reconstitution happened almost concurrently. Russell adds often trade off after being included in the index, monetizing some of the gain leading up to inclusion day and causing the stock price to revert back to peer levels. While it may have appeared, because of timing, that the HVB acquisition caused the readjusting down of our stock price, there were many factors at play.

CZFS has a long history of creating shareholder value. We've experienced a measurable increase in our trading volume since becoming fully listed, which is a plus over the long term. As you can see from the chart below, CZFS stock performance consistently improved throughout the 4th quarter, performing above peers.

Historical Stock Performance Comparison

CITIZENS FINANCIAL SERVICES, INC. VS. PEERS 2023Y & 4Q23

Peer Group	2023Y STOCK PERFORMANCE (%)	4Q23 STOCK PERFORMANCE (%)	2023Y P/TBV (%)	CURRENT P/TBV (%)
PA NASDAQ listed Banks	-5.6	25.8	121.1	118.7
MD, NY. PA NASDAQ listed Banks \$1.0B - \$4.0B	-1.7	26.5	126.9	121.5
PA Banks \$1.0B - \$3.0B	-5.9	12.0	125.7	121.5
CZFS Proxy Peer Banks	-5.4	23.3	128.9	124.3
CZFS	-14.8	38.6	174.0	164.3

The economic and regulatory environment once again presented banks with significant challenges. The Federal Reserve continued its pace of consistent rate hikes throughout the first two quarters of 2023 making the cost of funding materially higher and deposit gathering and retention more competitive. Deposit run-off was replaced by higher cost wholesale borrowings. The banking landscape has shifted from a focus on deploying excess liquidity into loans, to one of maintaining liquidity and a focus on deposits. This, combined with an inverted yield curve, is resulting in banks putting business on their balance sheets at narrow margins. When the Federal Reserve stops raising interest rates, history has shown that there are still a number of quarters of rising cost of funds, so this tight margin environment is expected to carry over through 2024.

Rising rates also impacted the desire and ability for consumers and small businesses to borrow money. Thirty-year mortgage rates were higher than they had been in decades, keeping potential home buyers from entering the market. Higher interest rates were a major deterrent for small business borrowing, limiting their ability to make needed improvements or capitalize on other opportunities that developed. In addition, lenders were more cautious, applying greater scrutiny and more requirements to manage risk.

As regulators become more focused on capital and liquidity, we will remain diligent in conducting internal stress testing and making the necessary adjustments to ensure our capital and cash can withstand an economic downturn.

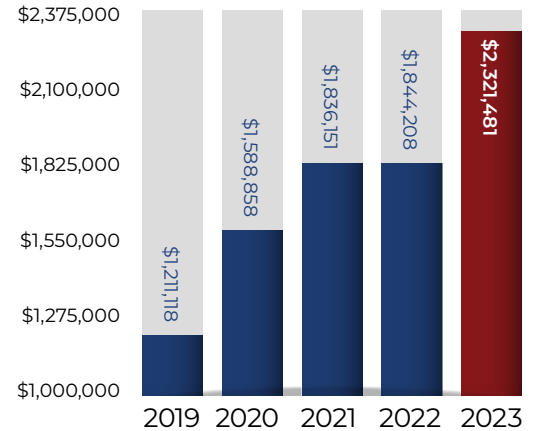
Increasing pressure by regulators to manage risks related to cybersecurity, financial crime, capital adequacy, liquidity and credit put human resource and financial pressure on banks. The failure of several banks in 2023 heightened the Federal Reserve's focus on liquidity and capital. In addition, regulators have become much more focused on protecting the interests of consumers, providing frequent new guidance on fees, disclosures and fairness. Mitigating risks related to all of these areas remains a high-cost priority for banks.

Despite these outside influences, FCCB is equal to or ahead of peers in many performance metrics, which is impressive based on the increased costs associated with our growth initiatives into the new markets. Below are our highlighted financial achievements for the twelve months ended December 31, 2023:

- » Total assets reached \$2.98 billion at year end, an increase of \$641.9 million or 27.5%. The acquisition of HVB in June accounted for approximately \$625 million of this growth.
- » Net income for 2023 was \$17.8 million, which is \$11.3 million, or 38.7% lower than the year ended December 31, 2022 of \$29.1 million. This is due primarily to the one-time HVB acquisition costs (M&A) of \$9.3 million, and an increase in the provision for credit losses (the "NPC Provision") on loans acquired from HVB showing no sign of credit deterioration. Excluding M&A costs and NPC Provision, net income was \$28.8 million.

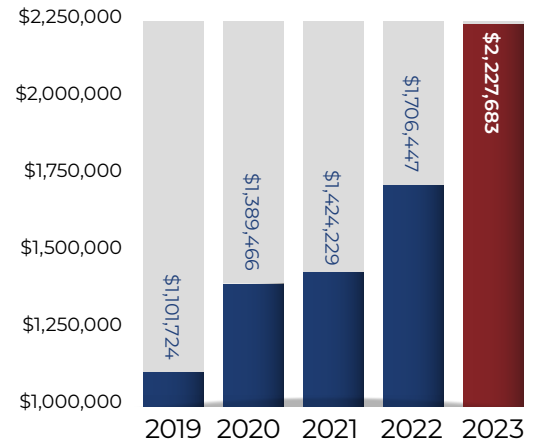
Deposits

(DOLLARS IN THOUSANDS)



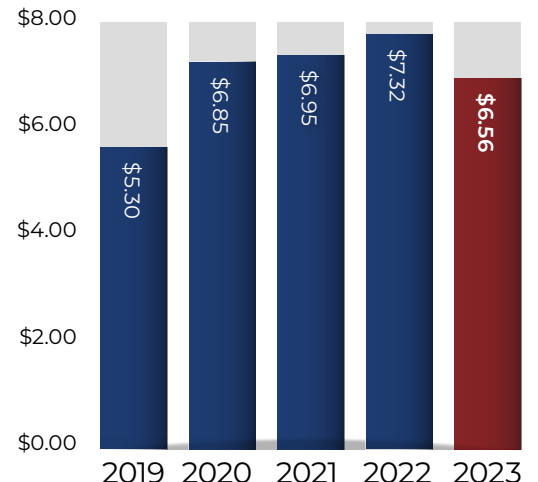
Net Loans

(DOLLARS IN THOUSANDS)



Earnings Per Share

Excluding boli death benefits, merger and acquisition costs and provision for credit losses - acquisition day 1 non-PCD*



*See reconciliation of GAAP and non-GAAP financial measures on page 19.

- » Net interest income ended the year at \$80.3 million compared to \$72.1 million at December 31, 2022 representing a 11.3% increase year-over-year. The acquisition of HVB in June contributed significant growth to net interest income in the second half of 2023.
- » Deposits increased \$477.3 million from December 31, 2022, to \$2.32 billion at December 31, 2023, due to the acquisition, which increased deposits by \$533.4 million. Excluding the acquisition, deposits decreased \$56.1 million. The rise in market interest rates increased competition for deposits. In addition, numerous state and political organization customers withdrew funds for various projects and bond payments.
- » Net loans grew to \$2.2 billion, an increase of 30.5% over the \$1.7 billion reported for year ended December 31, 2022. Excluding the HVB acquisition, loans would have increased \$44.0 million during 2023.
- » Earnings Per Share in 2023 were \$6.56 adjusted for M&A and NPC Provision (non-GAAP*) versus \$7.32 reported for the year ended December 31, 2022.
- » Return on Average Assets was 0.66% compared to 1.29% for the year ended December 31, 2022. When adjusted for M&A and NPC Provision, ROAA (non-GAAP*) would have been 1.07%
- » Return on Average Equity was 6.52% compared to 12.98% for the year ended December 31, 2022. When adjusted for M&A and NPC Provision, ROAE (non-GAAP*) would have been 10.52%.
- » Return on Average Tangible Common Equity (non-GAAP*) for the year ended December 31, 2023 was 8.47% compared to 15.20% reported for the year ended December 31, 2022. If the death benefits received from life insurance on a former employee, and the one-time costs associated with the HVB acquisition and the NPC Provision are excluded, the return on average tangible equity for 2023 and 2022 would have been 13.67% and 15.36%, respectively.
- » Dividends paid per share were \$1.94 compared to \$1.88 for year ended December 31, 2022 adjusted for the 1% stock dividend paid in June 2023. The Company declared a 1% stock dividend in the second quarter of both 2022 and 2023.
- » Our credit quality remains strong as non-performing assets as a percent of loans was .59% for the year ended December 31, 2023. Across the country, office and business spaces continue to sit vacant in the wake of COVID-19 negatively impacting property values and increasing delinquencies. Unlike other banks, this is not creating a credit quality issue for FCCB as our Commercial Real Estate (CRE) loan concentration is multi-family homes, not office buildings.
- » Annualized net charge-offs to total loans was .01% compared to .03% for the year ended December 31, 2022.

*See reconciliation of GAAP and non-GAAP financial measures on page 19.



We will continue to evaluate technology opportunities to help us meet the changing needs of our customers, improve internal operational processes, and mitigate risks to combat financial crime and fraud.



The year 2024 presents its own unique challenges. Although it appears the Fed managed to bring down inflation without the economy tumbling into a recession in 2023, entering 2024 under a cloud of economic, political and global uncertainty, and continued regulatory scrutiny, requires us to stay disciplined to achieve profitable, responsible, long-term growth, while protecting our brand and core values.

Our primary focus will be on producing deposit growth from existing customers and from new customers we attract in the markets we entered in 2023 while planning for modest loan growth and close monitoring of credit quality as we prepare for rates to drop and a normal slope to the yield curve to return. Putting low cost deposits to work through our highly experienced commercial, agricultural and mortgage lending teams will be critical.

As one of the nation's top Ag lenders, we eagerly await the passing of the 2024 Farm Bill to determine the overall impact it will have on the agricultural community. The Access to Credit for our Rural Economy Act, also known as ACRE, will help sustain and grow rural America by making it easier for farmers and rural homeowners to access low-cost credit. This bill could have a significant impact on our rural and ag communities and us as their bank.

We will continue to evaluate technology opportunities to help us meet the changing needs of our customers, improve internal operational processes, and mitigate risks to combat financial crime and fraud. Customers are more informed than ever before thanks to the internet and social media. They expect more convenience and personalization from both digital banking experiences and traditional banking channels, and we must deliver.

FCCB has received multiple accolades in the past for customer service and we know that well trained, satisfied employees are the reason. The staffing shortages experienced by all businesses throughout 2023 heightened awareness to the importance of employee retention. Although we have some employees who have been with us for decades, we know that this is a rarity in today's employment environment. As part of our hire to retire mentality, we will continue to balance offering competitive compensation and benefits with other factors that impact employee satisfaction such as a welcoming culture, flexibility to accommodate family needs, recognition for achievements, and opportunities for development and advancement.

And finally, our diligence in protecting our organization and our customers from financial crime and fraud will not waver. As customers and businesses continue to increase their reliance on the internet and social media, they increase their risk of becoming a victim to fraud. Our Team has saved our customers millions of dollars in potential fraud losses. We will continue to provide the training our employees and customers need to recognize the signs of fraud.

In Memoriam | **JENNIFER GREENAWALT**

In January of 2024, our FCCB family experienced a deep loss with the passing of Jennifer Greenawalt. Since joining FCCB in 2016, Jennifer swiftly became an integral part of our Credit Analyst team, leaving an indelible mark on our organization. Her vibrant spirit illuminated every task she undertook, and her dedication and warmth will forever be cherished by all who had the privilege of knowing her.



In closing, I'd like to recognize some changes that will be impacting our Citizens Team. Like me, many of our Team and our Board members have been with this Company for decades, and I am incredibly grateful for their loyalty and their contributions to our success. But there comes a time when retirement calls. In 2023, we had 3 long-time employees announce their retirement – Lori Hamblin, Cathy Ransom and Beth Pfleeger retired with a total of over 80 years between them. Pretty incredible. They will be missed by their customers and their Team.

In addition, Gene Kosa will retire from our Corporate Board and transition to an Emeritus status in April 2024 after 23 years of service to this Company. Gene, who has co-owned and successfully managed an agricultural business for 50 years, was Chairman of our Audit and Examination Committee and a member of our Credit Committee. His leadership as we embarked on our mission of becoming a strong supporting bank for the Agricultural industry cannot be understated. And his allegiance to this Organization and the welfare of our employees has meant the world to me.



We're excited to welcome John Behm to the FCCB Corporate Board. John was a Board Member of HVB since February 2016 and joined the FCCB board on June 16, 2023 when we acquired the bank. John is Co-Founder and Co-Managing Principal of the Philadelphia and Princeton offices of Cresa Global Inc., a tenant-only commercial real estate firm. John began working at Cresa in 1996 and has worked on a wide-range of real estate matters including planning, process management, administration, and negotiating real estate leases, sales and purchases. His commercial real estate and business experience and his contacts in the South East PA markets are effective attributes for a director and will assist FCCB in our efforts to develop that market further.

We have once again proven to be resilient. Balancing profitable and responsible growth, along with the strong execution of customer service basics, has allowed us to execute on our strategic initiatives, like the HVB acquisition, and produce above average performance during even the most uncertain economic, regulatory and political times. Balancing growth with profit, with risk, and with cost control and efficiency has created stability for our organization and will continue to drive our performance, ultimately generating more value for shareholders over time.

I would like to once again express my gratitude to our employees, who work so hard to balance taking care of our customers with taking care of our bank. I hope our customers, friends and shareholders can see what a difference a loyal and caring Team makes. And a final thanks to our Boards of Directors, for your continued guidance and confidence in me as I execute on my commitment to lead your Company successfully into the future.

A handwritten signature in black ink that reads "Randy".

Randall E. Black

Chief Executive Officer and President
Vice Chairman of the Board of Directors

We put the *Unity* in **COMMUNITY**



Our financial strength provides the means for us to be part of what powers economic stability in our communities. “We put the Unity in Community” is not just some slogan we have printed on t-shirts. We live it. The mindset that unites all of us at FCCB is our desire to make our communities a better place to live, work and play. We appreciate the role we play in community development through consumer and business lending, planning and investment advice, and the contributions of time and money. Below are just a few ways in which FCCB made an impact on local communities in 2023.

Helping the Homeless – FCCB partnered with 18 organizations, whose mission is serving the homeless, to receive \$1.4 million in grants from the FHLBank of Pittsburgh’s Home4Good program. Home4Good funding helps those who are homeless or at risk of homelessness by channeling dollars to local organizations that know how to help.

Investing in Education – FCCB financially supports a Dual Enrollment program at Commonwealth - Mansfield University and Penn College allowing high school students to take accredited college level classes at a greatly reduced cost. And in 2023, we made financial donations totaling over \$345,000 to organizations supporting education. But we’re more than just financial investors, we also invest our time. As CEO and President, I hold positions on several educational boards including Penn State University, Pennsylvania College of Technology, and Commonwealth - Bloomsburg University’s Zeigler’s College of Business.

Battling Food Insecurity – Food Pantries also benefited in 2023 through our donation of \$25,000 to the Central PA Food Bank and the annual food drives conducted by our employees. Our financial donation in 2023 brings our total to \$103,000 in just 4 years.

Fighting Cancer - Our 24th Annual Cancer Classic golf tournament raised \$20,000 in 2023 bringing our total donations to \$301,000.

Sustaining Agriculture – We continue to encourage aspiring farmers by funding the Pa Farm Bureau’s Mobile Ag Lab, supporting 4H through the purchase of livestock, allocating \$40,000 in 2023; and through our annual Ag Scholarships granted to graduating seniors who are moving on to Ag related college degrees.

YEAR IN REVIEW 2023

Highlights

BRINGING COMMUNITY BANKING TO WILLIAMSPORT

In December, we entered the Williamsport market with the opening of our 39th office! This move expanded our presence to both new and existing clients alike, as this market is a natural extension of our legacy footprint in the northern tier of Pennsylvania.



EXPANDING OUR FOOTPRINT

In June we completed the acquisition of Huntingdon Valley Bank, adding five new full-service community offices to our branch network. The expertise of our combined organizations has enabled FCCB to continue investing in the future of our people and our company.

AIDING THOSE IN NEED

Through our partnership and support of the FHLBank of Pittsburgh's Home4Good program, FCCB was able to help those who are currently experiencing homelessness or are at risk of homelessness across Delaware and Pennsylvania. As a result, over 18 different projects were awarded funds totaling nearly \$1.4 million.



SUPPORTING THE NEXT GENERATION OF FARMERS

We have been supporters of the agricultural community for over 150 years, and were proud to help sponsor Nick's Closet, an organization raising money to establish a closet of Official FFA apparel for all who participate in FFA. Pictured are the students who attended the Pennsylvania Farm Show at their last fitting.



AMERICAN BANKER.

2023 **#54**
Top Performing Community Banks

ACKNOWLEDGING OUR SUCCESS

For the 16th consecutive year, FCCB was recognized by *American Banker* as one of the top performing community banks in our nation, ranking third in the state of Pennsylvania where we are headquartered, and 54th in the nation.

RISING TO THE TOP

Citizens Financial Services, Inc. was added to the American Bankers Association Nasdaq Community Bank Index (ABAQ), the nation's most broadly representative stock index for community banks as a result of our continued excellent financial performance.



GIVING BACK TO OUR COMMUNITIES

We were thrilled to bring our community banking brand to our new south east market, and celebrated by "taking over" popular locations, surprising communities, and spreading the FCCB spirit. Our team members visited various restaurants and bakeries, sharing FCCB swag and even picking up tabs to make the experience unforgettable. But the spirit of giving didn't end there! Throughout Community Giveback Month, we proudly contributed to 25 different nonprofits, making a positive impact on the communities we serve.

FCCB Celebrates
community
GIVEBACK
Month





We'll Make it Happen for You!

Our *Story* in **NUMBERS...**

\$3 BILLION
ASSET SIZE

400+
EMPLOYEES

39
OFFICES

150+
YEARS OLD

Each passing year marks another milestone in our journey, and it is with great joy that we celebrate the dedication and commitment of our employees to our company. Their contributions have been the cornerstone of our success, and we are immensely grateful for their continued efforts. It is our privilege to honor the following members of our Team, extending to them well-deserved rewards in the form of paid time off and shares of our company's stock.

5 YEARS EMPLOYMENT

Keith Sampsell
SVP, Technology Infrastructure Manager

Christopher Daher
AVP, Office Manager | State College

John Lamonski
AVP, Office Manager | Mansfield/Walmart

Alyssa Zeafla
BSA/AML Specialist

Courtney Aungst
Universal Associate I | Mt Aetna

Debbie Chilson
Mortgage Loan Post-Closer

Erica Long
Universal Associate III | Mt Aetna

Maria Finch
Customer Service Representative I | Blossburg

10 YEARS EMPLOYMENT

Alison Broughton
VP, Loan Central Manager

Matthew Stroup
VP, Financial Consultant

Heather Sargent
AVP, Marketing Manager

Veronica Seymour
AVP, Branch Operations Officer | Troy/Gillett

Amy Gundersen
Branch Operations Specialist | Mansfield/Walmart

Cheryl Williammee
Universal Associate I | Mansfield

Jessica Wheeler
Loan Quality Control Representative

Susan Klesa
HR Generalist

15 YEARS EMPLOYMENT

Heather Deitrick
AVP, Branch Operations Officer | Blossburg

Elizabeth Smith
Universal Associate II | Elmira Street

Kim Holdren
Deposit Services Representative II

Mark Bowne
Collector I

20 YEARS EMPLOYMENT

Doug Smith
AVP, Risk / Compliance Officer

Misti Machmer
AVP, Office Manager | Canton

25 YEARS EMPLOYMENT

Rob DeWater
VP, Electronic Banking Manager

30 YEARS EMPLOYMENT

Randy Black
CEO and President

35 YEARS EMPLOYMENT

Bonney Welch
VP, Branch Ops and Compliance Admin

45 YEARS EMPLOYMENT

Nancy Stanton
Assistant to EVP

Selected Financial Data

COMMON STOCK

The Company's stock is listed on the Nasdaq exchange under the trading symbol CZFS. The prices do not include retail markups or markdowns or any commission to the broker-dealer. The bid prices do not necessarily reflect prices in actual transactions. Cash dividends are declared on a quarterly basis.

A copy of the Company's Annual Report on Form 10-K for the year ended December 31, 2023, as required to be filed with the Securities and Exchange Commission, will be furnished without charge upon written request to the Company's Treasurer at the principal office at 15 South Main Street, Mansfield, PA 16933. The information is also available through the Company's website at www.firstcitizensbank.com and at the website of the Securities and Exchange Commission at www.sec.gov.

STOCK PERFORMANCE

2023	High	Low	Dividends paid per share
First quarter	\$86.77	\$70.50	\$0.480
Second quarter	\$91.48	\$74.38	\$0.480
Third quarter	\$74.53	\$47.92	\$0.490
Fourth quarter	\$65.40	\$44.25	\$0.490

2022			
First quarter	\$62.97	\$59.46	\$0.475
Second quarter	\$69.00	\$62.62	\$0.475
Third quarter	\$87.98	\$67.00	\$0.480
Fourth quarter	\$80.79	\$65.00	\$0.480

Source : S&P Capital IQ Pro.

Dividends for the first and second quarters of 2023 have been restated due to the June 2023 1% stock dividend.

MERGER AND ACQUISITION

(in thousands)

YEAR OF ACQUISITION	2023
Acquisition of	HV Bancorp, Inc.
Non-cash assets acquired	
Available-for-sale securities	\$ 79,248
Loans held for sale	10,750
Loans	475,338
Premises and equipment	2,310
Accrued interest receivable	2,226
Bank owned life insurance	10,387
Intangibles	2,972
Deferred tax asset	7,706
Other assets	18,213
Goodwill	54,382
	663,532
Liabilities assumed	
Noninterest-bearing deposits	197,549
Interest-bearing deposits	335,815
Accrued interest payable	885
Borrowed funds	58,647
Other liabilities	11,988
	604,884
Net non-cash assets acquired	58,648
Cash and cash equivalents acquired	\$ 18,017

Selected Financial Data

TRUST AND INVESTMENT SERVICES FUNDS UNDER MANAGEMENT

(market values - in thousands)

	2023	2022	2021	2020	2019
INVESTMENTS					
Bonds	\$ 16,386	\$ 13,497	\$ 8,640	\$ 11,777	\$ 17,349
Stocks	32,270	33,659	22,099	30,867	18,632
Savings and Money Market Funds	16,531	14,813	11,587	13,427	16,085
Mutual Funds	86,261	75,700	105,233	86,141	75,158
Mineral interests	4,715	8,465	2,959	2,738	4,982
Mortgages	780	783	856	956	1,045
Real Estate	9,444	1,965	2,099	1,560	696
Cash and Miscellaneous	1,507	1,149	1,367	2,882	351
TOTAL	\$ 167,894	\$ 150,031	\$ 154,840	\$ 150,348	\$ 134,298

ACCOUNTS					
Trusts	\$ 46,713	\$ 47,762	\$ 46,953	\$ 40,234	\$ 34,975
Guardianships	330	400	443	2,817	5,929
Employee Benefits	60,759	50,883	62,149	58,751	51,870
Investment Management	60,091	50,985	45,293	48,462	41,520
Custodial	1	1	2	84	4
TOTAL	\$ 167,894	\$ 150,031	\$ 154,840	\$ 150,348	\$ 134,298

BROKERAGE ASSETS UNDER MANAGEMENT

(in thousands)

	2023	2022	2021	2020	2019
Brokerage assets under management	\$ 329,446	\$ 283,548	\$ 282,058	\$ 241,003	\$ 215,383

Selected Financial Data

CONSOLIDATED BALANCE SHEET

(in thousands)

For the years ended December 31,	2023	2022	2021	2020	2019
ASSETS					
Cash and cash equivalents:					
Noninterest-bearing	\$ 37,733	\$ 24,814	\$ 14,051	\$ 16,374	\$ 17,727
Interest-bearing	15,085	1,397	158,782	52,333	793
Total cash and cash equivalents:	52,818	26,211	172,833	68,707	18,520
Interest bearing time deposits with other banks	4,070	6,055	11,026	13,758	14,256
Equity securities	1,938	2,208	2,270	1,931	701
Available-for-sale securities	417,601	439,506	412,402	295,189	240,706
Loans held for sale	9,379	725	4,554	14,640	815
Net Loans	2,227,683	1,706,447	1,424,229	1,389,466	1,101,724
Premises and equipment	21,384	17,619	17,016	16,948	15,933
Accrued interest receivable	11,043	7,332	5,235	5,998	4,555
Goodwill	85,758	31,376	31,376	31,376	23,296
Bank owned life insurance	49,897	39,355	38,503	32,589	28,128
Other assets	93,750	56,559	24,419	21,072	17,705
TOTAL ASSETS	\$ 2,975,321	\$ 2,333,393	\$ 2,143,863	\$ 1,891,674	\$ 1,466,339
LIABILITIES					
Deposits:					
Noninterest-bearing	\$ 523,784	\$ 396,260	\$ 358,073	\$ 303,762	\$ 203,793
Interest-bearing	1,797,697	1,447,948	1,478,078	1,285,096	1,007,325
Total deposits	2,321,481	1,844,208	1,836,151	1,588,858	1,211,118
Borrowed funds	322,036	257,278	73,977	88,838	85,117
Accrued interest payable	4,298	9,726	711	1,017	1,088
Other liabilities	47,840	22,034	20,532	18,702	14,242
TOTAL LIABILITIES	2,695,655	2,133,246	1,931,371	1,697,415	1,311,565
STOCKHOLDERS' EQUITY					
Common stock	5,161	4,428	4,389	4,350	3,939
Additional paid-in capital	143,233	80,911	78,395	75,908	55,089
Retained earnings	172,975	164,922	146,010	126,627	110,800
Accumulated other comprehensive (loss) income	(24,911)	(33,141)	(155)	2,587	(629)
Treasury stock, at cost	(16,792)	(16,973)	(16,147)	(15,213)	(14,425)
TOTAL STOCKHOLDERS' EQUITY	279,666	200,147	212,492	194,259	154,774
TOTAL LIABILITIES AND STOCKHOLDERS' EQUITY	\$ 2,975,321	\$ 2,333,393	\$ 2,143,863	\$ 1,891,674	\$ 1,466,339

Selected Financial Data

FIVE YEAR SUMMARY OF OPERATIONS

(in thousands, except share data)

	2023	2022	2021	2020	2019
Interest income	\$ 127,118	\$ 83,357	\$ 73,217	\$ 70,296	\$ 61,980
Interest expense	46,858	11,223	7,105	8,105	12,040
Net interest income	80,260	72,134	66,112	62,191	49,940
Provision for loan losses	5,528	1,683	1,550	2,400	1,675
Net interest income after provision for loan losses	74,732	70,451	64,562	59,791	48,265
Non-interest income	11,800	9,999	11,754	11,158	8,242
Investment securities (losses) gains, net	(195)	(261)	551	264	144
Non-interest expenses	64,822	44,694	41,550	40,847	33,341
Income before provision for income taxes and extraordinary item	21,515	35,495	35,317	30,366	23,310
Provision for income taxes	3,704	6,435	6,199	5,263	3,820
NET INCOME	\$ 17,811	\$ 29,060	\$ 29,118	\$ 25,103	\$ 19,490

PER SHARE DATA:

Net income - Basic (1)	\$ 4.06	\$ 7.25	\$ 7.24	\$ 6.40	\$ 5.30
Net income - Diluted (1)	4.06	7.25	7.24	6.40	5.30
Cash dividends declared (1)	1.94	1.88	1.83	1.86	1.71
Stock dividend	1%	1%	1%	1%	1%
Book value (1) (2)	64.70	58.17	52.87	47.46	42.23

FINANCIAL RATIOS AND DATA:

Return on average stockholders' equity, excluding accumulated other comprehensive income	6.52%	12.98%	14.26%	14.21%	13.00%
Return on average assets	0.66%	1.29%	1.45%	1.46%	1.34%
Dividends as a percent of net income	47.74%	26.11%	25.36%	29.32%	32.40%
Equity to asset ratio (average equity to average total assets, excluding other comprehensive income (loss))	10.13%	9.93%	10.20%	10.27%	10.31%

LOAN QUALITY (dollars in thousands):

Non-performing assets	\$ 13,177	\$ 7,488	\$ 8,842	\$ 13,093	\$ 15,427
Non-performing loans	\$ 12,703	\$ 6,945	\$ 7,662	\$ 11,257	\$ 12,023
Non-performing assets as a percent of loans, net of unearned income	0.59%	0.43%	0.61%	0.93%	1.38%
Non-performing loans as a percent of loans, net of unearned income	0.56%	0.40%	0.53%	0.80%	1.08%
Year-end allowance for loan losses	\$ 21,153	\$ 18,552	\$ 17,304	\$ 15,815	\$ 13,845
Year-end allowance to total loans	0.94%	1.08%	1.20%	1.13%	1.24%
Year-end allowance to total non-performing loans	166.52%	267.13%	225.84%	140.49%	115.15%

(1) Amounts were adjusted to reflect stock dividends.

(2) Calculation excludes accumulated other comprehensive income.

Selected Financial Data

CONSOLIDATED QUARTERLY DATA

(in thousands, except share data)

Three Months Ended	Mar 31	June 30	Sep 30	Dec 31
2023				
Interest income	\$ 25,107	\$ 26,810	\$ 36,689	\$ 38,512
Interest expense	7,027	8,889	14,285	16,657
Net interest income	18,080	17,921	22,404	21,855
Provision for loan losses	—	4,853	475	200
Non-interest income	2,392	2,405	3,593	3,410
Investment securities (losses) gains, net	(218)	(125)	69	79
Non-interest expenses	11,778	20,680	16,444	15,920
Income (loss) before provision for income taxes	8,476	(5,332)	9,147	9,224
Provision (benefit) for income taxes	1,609	(1,188)	1,599	1,684
Net income (loss)	\$ 6,867	\$ (4,144)	\$ 7,548	\$ 7,540
Earnings (losses) Per Share Basic (1)	\$ 1.71	\$ (1.01)	\$ 1.61	\$ 1.60
Earnings (losses) Per Share Diluted (1)	\$ 1.71	\$ (1.01)	\$ 1.61	\$ 1.60

Three Months Ended	Mar 31	June 30	Sep 30	Dec 31
2022				
Interest income	\$ 17,815	\$ 19,407	\$ 21,783	\$ 24,352
Interest expense	1,553	1,678	2,937	5,055
Net interest income	16,262	17,729	18,846	19,297
Provision for loan losses	250	450	725	258
Non-interest income	2,476	2,438	2,717	2,368
Investment securities losses, net	(45)	(134)	(25)	(57)
Non-interest expenses	10,231	11,200	11,614	11,649
Income before provision for income taxes	8,212	8,383	9,199	9,701
Provision for income taxes	1,472	1,482	1,655	1,826
Net income	\$ 6,740	\$ 6,901	\$ 7,544	\$ 7,875
Earnings Per Share Basic (1)	\$ 1.68	\$ 1.72	\$ 1.88	\$ 1.97
Earnings Per Share Diluted (1)	\$ 1.68	\$ 1.72	\$ 1.88	\$ 1.97

(1) Amounts were adjusted to reflect stock dividends

Selected Financial Data

RECONCILIATION OF GAAP AND NON-GAAP FINANCIAL MEASURES

(UNAUDITED) (in thousands, except share data)

For the years ended December 31,	2023	2022
NET INCOME EXCLUDING BOLI DEATH BENEFITS, MERGER AND ACQUISITION COSTS AND PROVISION FOR CREDIT LOSSES - ACQUISITION DAY 1 NON-PCD		
Net Income	\$ 17,811	\$ 29,060
BOLI death benefits	(195)	—
After tax provision for credit losses - acquisition day 1 non-PCD	3,627	—
After tax merger and acquisition costs	7,513	292
Net income excluding BOLI death benefits, merger and acquisition costs and provision for credit losses - acquisition day 1 non-PCD	\$ 28,756	\$ 29,352
Number of shares used in computation - basic	4,382,573	4,008,931
Earnings per share, excluding merger and acquisition costs and provision for credit losses - acquisition day 1 non-PCD - Non-GAAP	\$ 6.56	\$ 7.32
EARNINGS PER SHARE, EXCLUDING BOLI DEATH BENEFITS, MERGER AND ACQUISITION COSTS AND PROVISION FOR CREDIT LOSSES - ACQUISITION DAY 1 NON-PCD		
Net Income	\$ 17,811	\$ 29,060
BOLI death benefits	(195)	—
After tax provision for credit losses - acquisition day 1 non-PCD	3,627	—
After tax merger and acquisition costs	7,513	292
Net income excluding BOLI death benefits, merger and acquisition costs and provision for credit losses - acquisition day 1 non-PCD	\$ 28,756	\$ 29,352
Number of shares used in computation - 2022 adjusted for June 2023 stock Dividend	4,382,573	4,008,931
Basic earnings per share	4.06	7.25
BOLI death benefits	(0.04)	—
After tax provision for credit losses - acquisition day 1 non-PCD	0.83	—
After tax merger and acquisition costs	1.71	0.07
Earnings per share, excluding BOLI death benefits, merger and acquisition costs and provision for credit losses - acquisition day 1 non-PCD	6.56	7.32
RETURN ON AVERAGE ASSETS AND EQUITY EXCLUDING BOLI DEATH BENEFITS, MERGER AND ACQUISITION COSTS AND PROVISION FOR CREDIT LOSSES - ACQUISITION DAY 1 NON-PCD		
Net Income	\$ 17,811	\$ 29,060
BOLI death benefits	(195)	—
After tax provision for credit losses - acquisition day 1 non-PCD	3,627	—
After tax merger and acquisition costs	7,513	292
Net income excluding BOLI death benefits, merger and acquisition costs and provision for credit losses - acquisition day 1 non-PCD	\$ 28,756	\$ 29,352
Average Assets	2,699,039	2,255,966
Annualized Return on Average Assets, excluding BOLI death benefits, merger and acquisition costs and provision for credit losses - acquisition day 1 non-PCD - Non-GAAP	1.07%	1.30%
Average Stockholders Equity	273,322	223,955
Annualized Return on Average stockholders equity, excluding BOLI death benefits, merger and acquisition costs and provision for credit losses - acquisition day 1 non-PCD - Non-GAAP	10.52%	13.11%
RETURN ON AVERAGE TANGIBLE EQUITY		
Average Stockholders Equity - GAAP	\$ 241,124	\$ 201,523
Average Accumulated Other Comprehensive Loss	32,198	22,432
Average Intangible Assets	(62,994)	(32,828)
Average Tangible Equity - Non-GAAP	\$ 210,328	\$ 191,127
Net Income	\$ 17,811	\$ 29,060
Annualized Return on Average Tangible Equity	8.47%	15.20%
ANNUALIZED RETURN ON AVERAGE TANGIBLE EQUITY EXCLUDING BOLI DEATH BENEFITS, MERGER AND ACQUISITION COSTS AND PROVISION FOR CREDIT LOSSES - ACQUISITION DAY 1 NON-PCD - NON-GAAP		
Net Income	\$ 17,811	\$ 29,060
BOLI death benefits	(195)	—
After tax provision for credit losses - acquisition day 1 non-PCD	3,627	—
After tax merger and acquisition costs	7,513	292
Net income excluding BOLI death benefits, merger and acquisition costs and provision for credit losses - acquisition day 1 non-PCD	\$ 28,756	\$ 29,352
Average Tangible Equity - Non-GAAP	210,328	191,127
Annualized Return on Average tangible equity, excluding BOLI Death Benefits	13.67%	15.36%



FCCB BOARD OF DIRECTORS

Left to Right Standing: David Richards, Jr., Sr. EVP; Randall Black, CEO & President, Vice Chairman of the Board; John Behm; Christopher Kunes; R. Joseph Landy, Esquire, Chairman of the Board; John Painter II; Roger Graham, Jr.; Robert Chappell, Esquire; and Terry Osborne.

Left to Right Sitting: Rinaldo DePaola, Esquire, Lead Director of the Board; E. Gene Kosa; Alletta Schadler; Janie Hilfiger; Mickey Jones, Sr. EVP, CPA; and Thomas Freeman.

CFSI OFFICERS

Randall Black, CEO & President
Gina Boor, Secretary
Mickey Jones, Treasurer & Asst. Secretary, CPA

CFSI RETIRED DIRECTORS

Mark Dalton
Robert Dalton

FORM 10-K

The Annual Report on Form 10-K will be made available upon request or is available through the company's website, www.myFCCB.com.

CONTACT

Mickey Jones, Treasurer, CPA
Citizens Financial Services, Inc.
15 South Main Street - Mansfield, PA 16933

Company and Shareholder Information

INVESTOR INFORMATION

STOCK LISTING

Citizens Financial Services, Inc. common stock is listed on the Nasdaq exchange and is traded under the symbol CZFS. For assistance regarding a change in registration of stock certificates, replacing lost certificates/dividend checks, or address changes, please contact Shareholder Services or the Transfer Agent listed below.

SHAREHOLDER SERVICES:

First Citizens Community Bank
Attn: Gina Marie Boor, VP
15 South Main Street
Mansfield, PA 16933

Toll free: 800-326-9486
Telephone: 570-662-2121
Website: www.myFCCB.com
E-mail: fccb@myFCCB.com

TRANSFER AGENT

Broadridge Corporate Issuer Solutions, Inc.
P.O. Box 1342 - Brentwood, NY 11717-0718
Phone: 800-733-1121 · Fax: 215-553-5402
E-mail: shareholder@broadridge.com

COMPANY INFORMATION

EXECUTIVE OFFICE

Randall Black, CEO & President
Gina Boor, VP, Shareholder Services

FINANCE

Stephen Guillaume, EVP, CFO
Pamela Munford, VP
Katie Kshir, AVP
Matthew Lundgren, AVP

INVESTMENTS & TRUST

Robert Mosso, EVP
John DiGiacomo, VP
Matthew Stroup, VP
Joseph Garrity, AVP
Kristen D'Angelo, AVP
Steven Wiles, AVP
Sylvia Thompson, AVP

HUMAN RESOURCES

Laura Nelson, VP
Jami Needleman, AVP

MARKETING

Heather Sargent, AVP

COMMUNITY REINVESTMENT/FAIR LENDING

James Rovito, VP

OPERATIONS

Mickey Jones, Sr. EVP, COO
Charles Hutt, EVP
Gregory Anna, EVP
Zerick Cook, EVP
Johnathan Freitas, SVP
Jonathan Martin, SVP
Keith Sampsell, SVP
Lawrence Gale, SVP
Alison Broughton, VP
Bonney Welch, VP
James Chamberlain, VP
Jeanne Losse, VP
Kelly Ciaciak, VP
Lisa Banik, VP
Melissa Cowles, VP
Renée Davis, VP
Robert DeWater, VP
Wendy Southard, VP
Auburn Jones, AVP
Carolyn Roth, AVP
Douglas Smith, AVP
Kathy Webster, AVP
Kristen Beals, AVP
Kristen Farrer, AVP
Maureen Plunkett, AVP
Michele Yeagle, AVP
Roy Zeafra, AVP

Company and Shareholder Information

NORTHERN REGION

MARKET EXECUTIVES

Jeffrey Carr, EVP
LeeAnn Gephart, EVP

Beth Weiskopff, VP
Janet Holmes, VP

MORTGAGE LENDING

Diane Wilson, VP
Alexandria Keck, AVP

Erin Hite, AVP
Kristina Bogaczyk, AVP

AGRICULTURAL BANKING SERVICES

Christopher Landis, EVP
Erin Cole, VP

AGRICULTURAL ADVISORY BOARD - NORTH

Dale Hoffman
Dean Jackson
Gene Kosa
Jeff Barnes

John Painter
Martha Young
Phil Rockwell

OFFICE LOCATIONS

Mansfield | 15 S. Main St | 570-662-2121
John Lamonski, AVP

Blossburg | 300 Main St | 570-638-2115
Heather Deitrick, AVP

Wellsboro | 1 Pearl St | 570-724-2600
Lisa Wilson, AVP

Wal-Mart | 1169 S. Main St | 570-662-8520
John Lamonski, AVP

Troy | 1133 W. Main St | 570-297-2131
Veronica Seymour, AVP

Millerton | 7352 Route 328 | 570-537-2203
Jeanie Seeley, AVP

Gillett | 33178 Route 14 | 570-596-2679
Veronica Seymour, AVP

Canton | 53 W. Main St | 570-673-3103
Misti Machmer, AVP

COMMERCIAL BANKING SERVICES

Jeffrey Wilson, EVP
Francis Covelusky, SVP
Jessica Chobody, VP
Patrick Prough, VP

Ryan Manotti, VP
Margaret Shaffer, AVP
Travis Howe, AVP

EAST REGIONAL BOARD

Amanda Miller
Gregory Jones
Mark Gannon
Martha Young
Richard Jones

Richmond Havens
Rick Hoover
Thomas McDonald, Jr., MD
Thomas Thompson III
Warren Croft

WEST REGIONAL BOARD

Benjamin Largey
Christopher Jones
Christopher Lantz
Douglas Kibbe
Edward Osgood
Jody Thomas

Mary Kate Cole
Michael Finn
Michelle Moore
Samuel Knipe
Shane Nickerson
Thomas D'Angelo

Towanda | 111 Main St | 570-265-6137
Lorraine Brown, AVP

Sayre | 306 W. Lockhart St | 570-888-6602
David DeKay, AVP

Sayre | 1778 Elmira St | 570-888-4900
David DeKay, AVP

LeRaysville | 960 Main St | 570-744-2431
Debra Donnelly, AVP

Rome | 847 Main St | 570-247-5100
Debra Donnelly, AVP

Ulysses | 502 Main St | 814-848-7572
Stephen Foster

Genesee | 391 Main St | 814-228-3201
Stephen Foster

Wellsville, NY | 10 Main St | 585-593-7290
Stephen Foster

Company and Shareholder Information

CENTRAL REGION

MARKET EXECUTIVES

David Richards, Jr., Sr. EVP
Beth Weiskopff, VP

AGRICULTURAL BANKING SERVICES

Aaron Vastine, SVP
Blaine Fessler, SVP
Ian Weaver, AVP

CENTRAL REGIONAL BOARD

James Harbach
Steven Bason
William Miller

OFFICE LOCATIONS

Mill Hall | 39 King Arthur Dr | 570-748-6469
Weslee Delker

State College | 141 W. Beaver Ave | 814-231-8010
Christopher Daher, AVP

Winfield Loan Production Office
1157 West Branch Parkway, Suite 2 | 570-768-4203
Blaine Fessler, SVP

Williamsport | 1820 East Third Street | 570-979-4152
Weslee Delker

SOUTH CENTRAL REGION

MARKET EXECUTIVES

Frederick Donegan, VP

MORTGAGE LENDING

Kathleen Tokonitz, AVP

COMMERCIAL BANKING SERVICES

James Muir, VP	Andrew Raub, AVP
Jeffrey Rae, VP	David Leggat, AVP
Kelly Wetzell, VP	Joseph Santacroce, AVP

AGRICULTURAL BANKING SERVICES

Sean McKinney, SVP	Benjamin Landis, AVP
Jason Landis, VP	

AGRICULTURAL ADVISORY BOARD - SOUTH

Brent Copenhaver	Elvin Stoltzfus
Chris Hoffman	Michael Peachey
Chris Pierce	Peter Hughes
Delvin Martin	Robert Brubaker, Jr.

REGIONAL BOARD

Chris Pierce	Jose Lopez
Eugene Kreitzer, Sr.	Paul Kilgore, Esquire
Jamie Yocum	Robert Walborn
John Hess	Wilmer Stoner
John Zimmerman	

OFFICE LOCATIONS

Fredericksburg | 3016 S. Pine Grove St | 717-202-2255
Alecia Kelsey, AVP

Lebanon | 1690 N. 7th St | 717-202-2252
Dawn Miele, AVP

Lebanon | 450 Isabel Dr | 717-202-3978
Alecia Kelsey, AVP

Mount Aetna | 7635 Lancaster Ave | 717-202-2239
Nathan Graybeal

Mount Joy | 720 E Main St | 717-928-9050
Mariel Torres Lopez, AVP

Fivepointville | 1015 Dry Tavern Rd | 717-335-8022
Frederick Donegan, VP

Schuylkill Haven | 45 W. Main St | 866-779-4102
Lori Faller, AVP

Friedensburg | 1549 Long Run Rd | 866-779-4113
Beth Reed

Ephrata | 3630 Rothsville Rd | 223-264-3054
Christine Kramer

Company and Shareholder Information

SOUTH EAST REGION

MARKET EXECUTIVES

Frederick Donegan, VP

MORTGAGE LENDING

Charles Hutt, EVP
Lawrence Gale, SVP
Andrea Taitelman, VP
Crista Lowrie, VP

COMMERCIAL BANKING SERVICES

Matthew Rosato, SVP	Patrick Mullen, VP
Mitchell Green, SVP	Trevor McAndrew, VP
Howard Briskin, VP	Rosemarie Voltz, AVP
John Hogan, VP	

OFFICE LOCATIONS

Huntingdon Valley | 2617 Huntingdon Pike | 215-947-7222
Svetlana Donaghy

Huntingdon Valley | 1990 County Line Rd | 215-396-0100
Teresa Buzniak

Warrington | 610 Easton Rd | 215-491-0200
Brian Turner

Plumsteadville | 5725 Easton Rd | 215-766-4821
Margarita Coromilas

Philadelphia | 2444 S Broad St | 267-538-1410
Scott Green

Philadelphia | 8580 Verree Rd | 215-396-0100
Teresa Buzniak

DELAWARE REGION

MARKET EXECUTIVES

Brian Novacich, VP

COMMERCIAL BANKING SERVICES

Anthony Manerchia, SVP
Jami Theiller, SVP
Jonathan Reese, SVP
Amy Saul, VP
Christina Summa, VP
Christine Menser, VP
Edward Sweeney, VP
Jeremy Abelson, VP
Jose Colon, VP
Kevin Esslinger, VP
Roderick Ward, VP
Shawn Williams, VP
Karen Kurtz, AVP
Lisa Hutchinson, AVP

AGRICULTURAL BANKING SERVICES

Stacie Warner, VP
William McDougall, Jr., VP

REGIONAL BOARD

Geoffrey Bosley	Robert Aerenson
Joseph DePaulo, Jr.	Robert Dayton II
Joy Barrist	Ronald Schafer
L. Peter Temple	William Lattanzio

OFFICE LOCATIONS

Kennett Square, PA
741 W. Cypress St | 800-326-9486
Jennifer Morales, AVP

DELAWARE

Dover | 584 N. DuPont Hwy | 302-724-4833
Myra Roman

Wilmington | 2901 Concord Pike | 302-482-4250
Denyse Corbett, AVP

Wilmington | 4900 Kirkwood Hwy | 302-250-4344
Lura Taub, AVP

Greenville | 3840 Kennett Pike | 302-551-3070
James Dahlke, AVP

CITIZENS
FINANCIAL SERVICES

INCORPORATED

myfccb.com | 800 326 9486